

2.4 Game King Plus™ 19” Upright

Game King Plus 19” upright machines operate from 108 to 132 VAC (120) or 198 to 264 VAC (230), both at 50/60 Hz line frequency. Tables and figures in this section define the following specifications:

- Electrical Specifications – Table 2-16
- Physical Specifications – Table 2-17
- Cabinet Dimensions – Figures 2-16, 2-17 and 2-18
- Base Dimensions – Figure 2-19
- Stand Specifications – Figure 2-20 and Table 2-18
- Lock Specifications – Figure 2-21 and Table 2-19

Table 2-16.		
Electrical Specifications – Game King Plus 19” Upright		
Characteristic		Specification
AC line voltage (single phase)	120 V Option	108 to 132 VAC
	230 V Option	198 to 264 VAC
Power consumption (average)	120 VAC @ 50/60 Hz	2.0 Amps
		243 Watts
	230 VAC @ 50/60 Hz	1.1 Amps
		230 Watts
Circuit breaker		6 A, 115 V/230 V
Electrical recommendations		(On floor – per machine)
Heat Flux (use for cooling requirements)		530 BTU/hr @ 120/240 VAC

Table 2-17. Physical Specifications – Game King Plus 19” Upright				
Characteristic			Specification	
Round top box	Height		53.75”	136.5 cm
	Width	Base	21.25”	54.0 cm
		Maximum	25.50”	64.7 cm
	Depth	Base	17.00”	43.2 cm
		Maximum	21.75”	55.2 cm
Weight			272 lbs.	123.6 kg
9” top box	Height		48.25”	122.6 cm
	Width	Base	21.25”	54.0 cm
		Maximum	25.50”	64.7 cm
	Depth	Base	17.00”	41.9 cm
		Maximum	21.75”	55.2 cm
Weight			273 lbs.	124.1 kg
16” top box	Height		54.00”	137.2 cm
	Width	Base	21.25”	54.0 cm
		Maximum	25.50”	64.7 cm
	Depth	Base	17.00”	43.2 cm
		Maximum	21.75”	55.2 cm
Weight			274 lbs.	124.5 kg
Maximum combustible material weight			26.13 lbs.	11.9 kg

Note: *The maximum combustible material weight figure is an estimate based on a typical machine configuration, and is for reference only.*

Each machine's weight may vary depending on the configuration of features and options. It is recommended that a reasonable factor of safety be incorporated to allow for variances in design and manufacturing of the individual products.

The information presented in this manual applies only to IGT equipment and in no way applies to other manufacturers' equipment in determining the combustible content of machines.

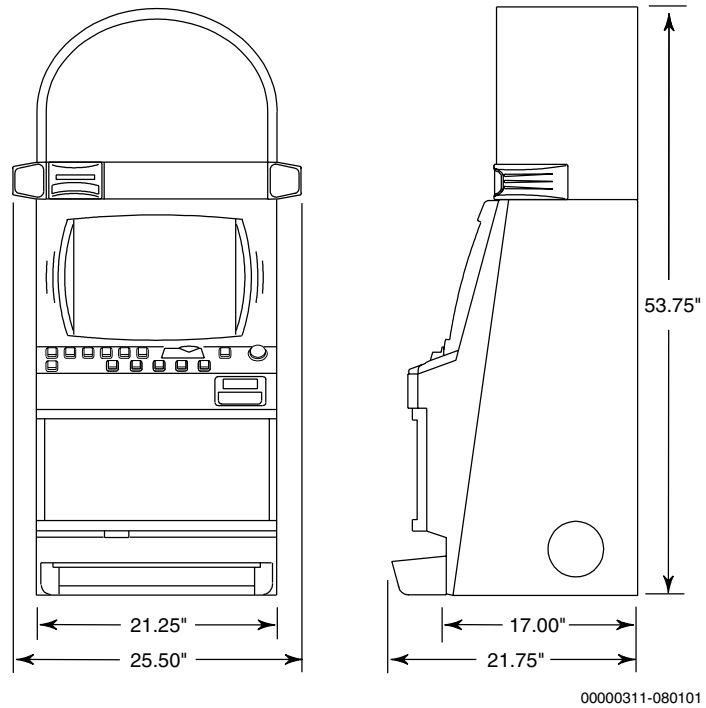


Figure 2-16. Cabinet Dimensions – Game King Plus 19" Upright with Round Top Box

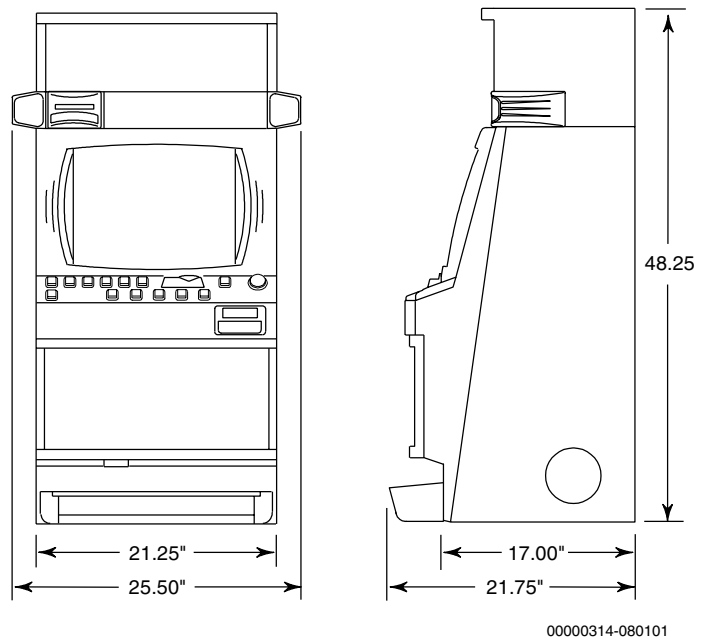
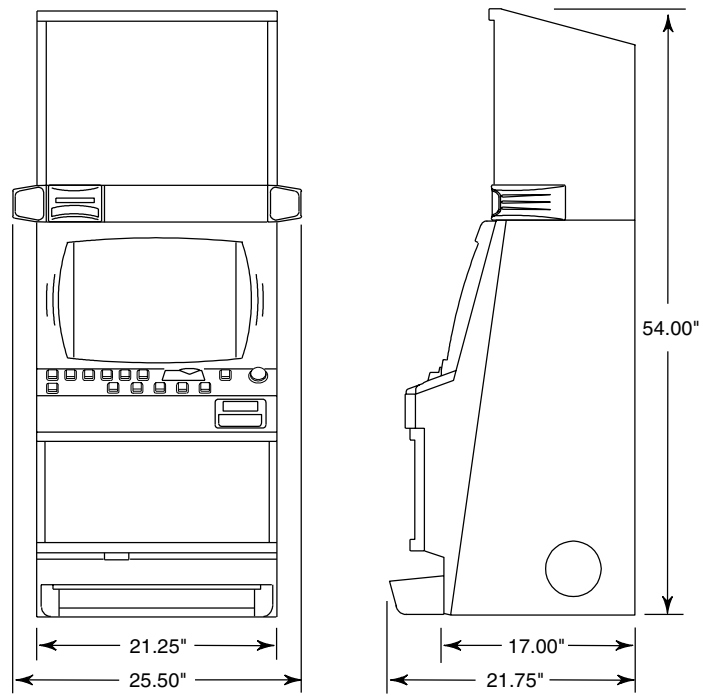
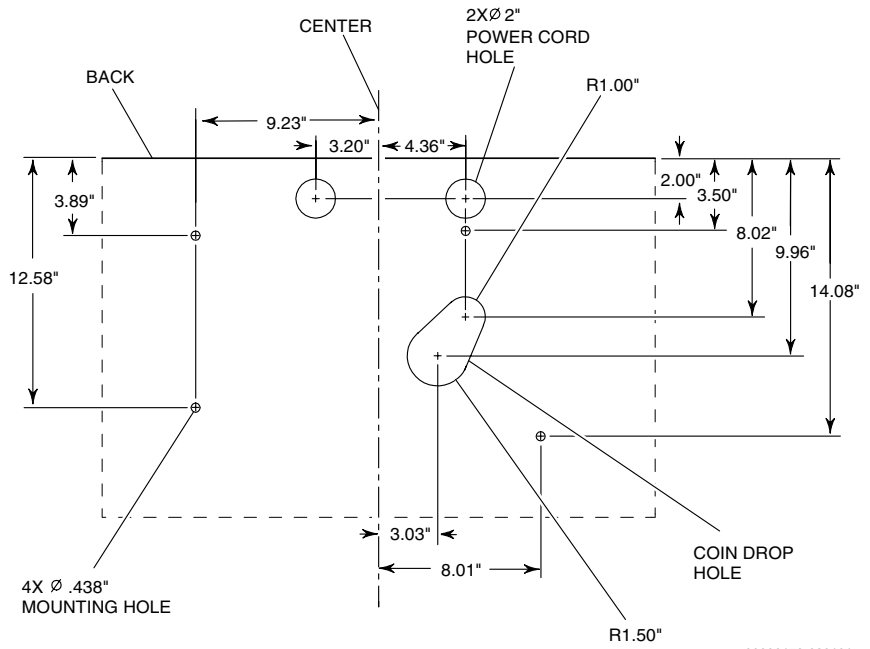


Figure 2-17. Cabinet Dimensions – Game King Plus 19" Upright with 9" Square Top Box



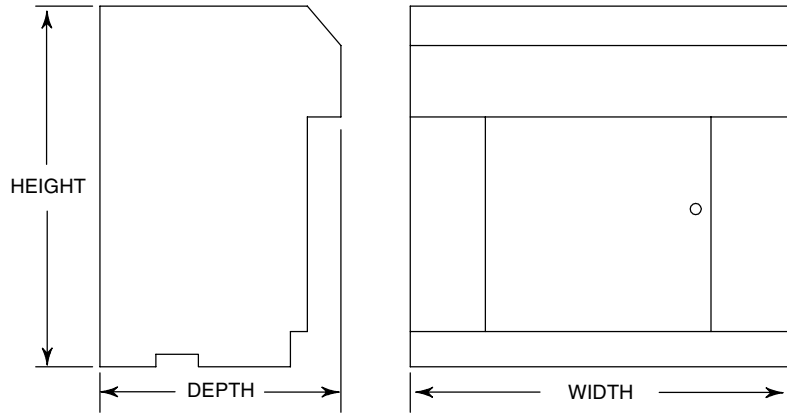
00000312-080101

Figure 2-18. Cabinet Dimensions – Game King Plus 19” Upright with 16” Square Top Box



00000173-030101

Figure 2-19. Base Dimensions – Game King Plus 19” Upright



00000169-030101

Figure 2-20. Stand Specifications – Game King Plus 19” Upright

Table 2-18. Stand Specifications – Game King Plus 19” Upright						
Measurements			Finish Options			
Height	Width	Depth	Wood	Metal/ Aluminum	Loud Bowl	Standard Bowl
18”	27.75”	16”	☑			☑
22”	27.25”	16”		☑		☑
22”	27.75”	16”	☑	☑		☑
22”	27.75”	19”	☑			☑
22”	27.75”	21”	☑		☑	
24”	27.75”	16”		☑		☑
26”	27.75”	19”	☑			☑
26”	27.75”	21”	☑		☑	
Average Weights: 59 lbs (steel), 27 lbs (aluminum), 53 lbs (wood)						

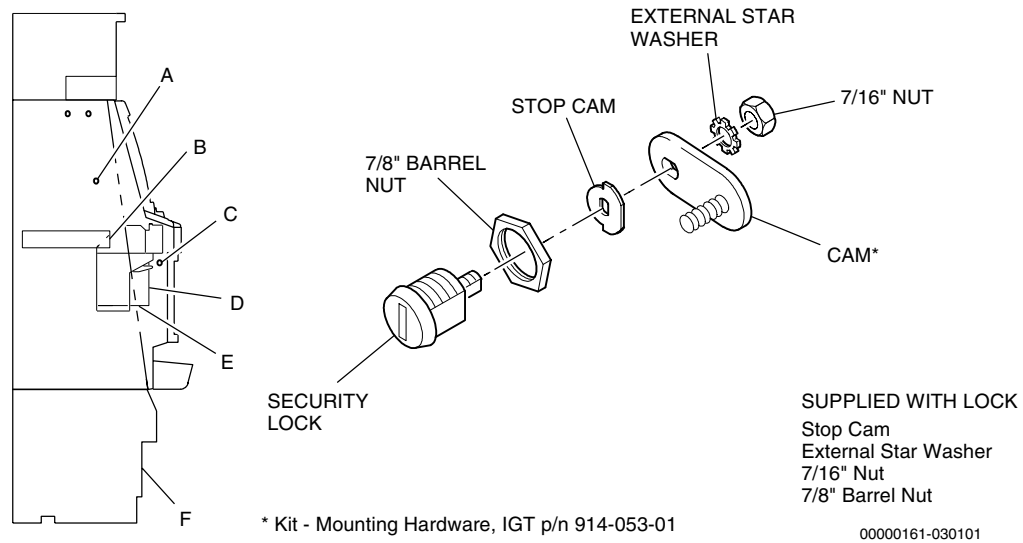


Figure 2-21. Lock Specifications – Game King Plus 19" Upright

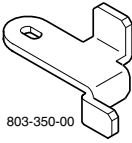
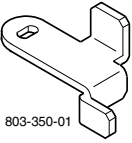



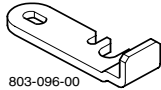
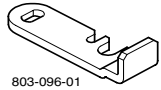
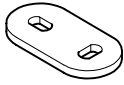


Table 2-19. Lock Specifications – Game King Plus 19" Upright with WBA®					
Lock Location	Barrel Length	Key Rotation	Cam	Part Number	Location
A Machine Door	5/8" or 1-1/8" with 1/2" spacer (in hardware kit)	0° RH	 803-350-00	803-350-00	In hardware kit
		90° RH	 803-350-01	803-350-01	In hardware kit
B Processor Tray Two-Lock Configuration	5/8" or 1-1/8" with 1/2" spacer	90° LH* or RH	 803-323-00	803-323-00	In processor tray
		90° LH* or RH	 803-331-00	803-331-00	In processor tray
		90° LH*	 803-332-00	803-332-00	In processor tray

Table 2-19. (cont'd) Lock Specifications – Game King Plus 19” Upright with WBA®					
Lock Location	Barrel Length	Key Rotation	Cam	Part Number	Location
C Belly Door	5/8” or 1-1/8” with 1/16” or 1/2” spacer (in hardware kit)	0° RH	 803-096-00	803-096-00	In hardware kit
		90° RH	 803-096-01	803-096-01	In hardware kit
D Bill Acceptor Access Door	5/8” or 1-1/8” with 1/2” spacer (in hardware kit)	90° RH	 803-081-00	803-081-00	In hardware kit
E Bill Acceptor Cash Box Door	5/8” (no spacer)	90° LH*	 803-329-90	803-329-90	Taped to cash box
F Stand Drop Door	1-1/8”	90° or 180° RH	 803-019-90	803-019-90	In hardware kit
All IGT barrel diameters are 3/4” unless otherwise noted. *Left-hand unlocks with counterclockwise key rotation.					